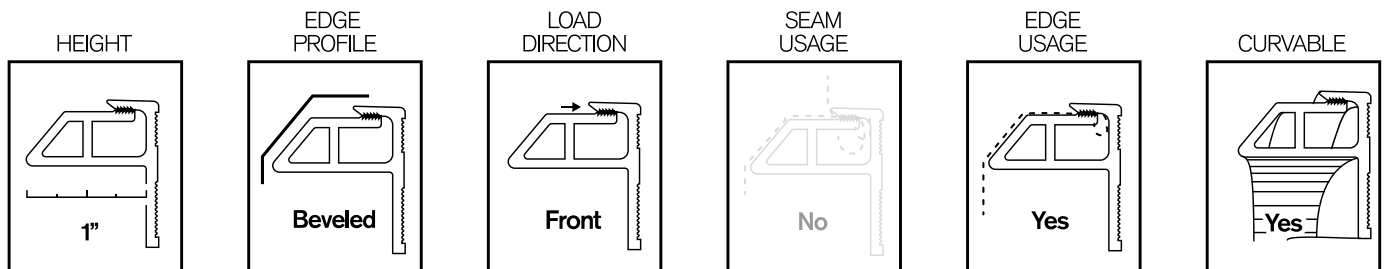


FS250**BEVELED FRONT-LOAD**
FABRIC MOUNTING FRAME**FABRICMATE**
WALL FINISHING SOLUTIONS

FS250 is a very popular Frame option. It is used as a perimeter piece for 1" installations where a Beveled edge is desired. The Frame edge will be slightly visible and can be customized with colors, patterns, and more to create your ultimate wall finishing solution. Combined with our ReCore®

Backing and Fabric, this Frame can be used to create anything from full-wall photographic murals to smaller acoustic or bulletin-board panels as well as Wainscoting and other types of Wall Protection. Use our Flex-Frame for creating curved designs or installing on rounded surfaces.

FS250 FRAME FEATURES




100% uPVC | CRUSH PROOF | FULLY RECYCLABLE | FLEXIBLE | EASILY CUSTOMIZABLE | SAFE TO HANDLE



FS250 Frame Installed on Wall (before Backing and Fabric)



Close-Up of FS250 Panel Edge



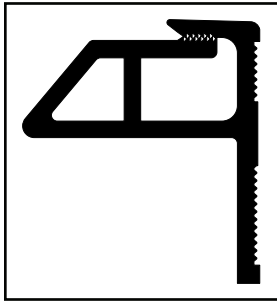
1" Beveled Panels in Luxury Apartments

FS250 - 1" BEVELED FRONT-LOAD

ACOUSTICS | WALL PROTECTION | TACKABILITY | GRAPHICS

Elevate your style with our Deco-Frame® options. Available in multiple looks and styles (some examples below), these custom edges really push your installation to the next level. Also available in Natural and other colors and styles or can be customized for the ultimate personalized look and feel.

Color & location of edge designs may vary from those depicted below.



FS250 Profile (Actual Size)



Black



White



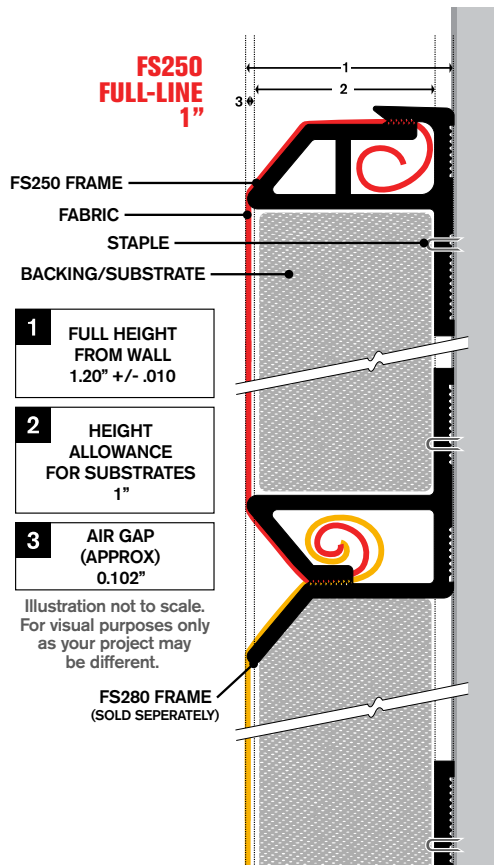
Brushed Aluminum




Wood Grain

FS250 FRAME FEATURES		FEATURE DESCRIPTION
Height	1"	One-Inch Frame is ideal for acoustic applications, offering excellent sound absorbency, tackability, and wall protection
Edge Profile	Beveled	A Beveled Edge Profile has a sophisticated taper that eases edges and seams together
Load	Front-Load	FS250's front loading feature allows it to be placed up against almost any surface including walls, door moldings, etc
Seam Usage	No	FS250 cannot be used to create seams or joints
Edge Usage	Yes	FS250 can be used as a perimeter with any 1" substrate
Other	Curvable	We offer our curvable Flex-Frame (SKU: KF250) or FS250 can be easily modified on-site to create curved joints

FS250 TECHNICAL CUTAWAY



FS250 SPECIFICATIONS

Description	Durable uPVC Track for use in Fabric Wall Finishing
Sold In	5' Lengths
Installation	Mountable with <ul style="list-style-type: none"> Drywall Screws 18 Gauge 1/4" Narrow-Crown Staples Adhesive
Customization	Easily cut with: <ul style="list-style-type: none"> Fabricmate® Chamfer Cutters 180 Tooth 10" Plastic Weight Chop Saw
Composition	 100% Durable uPVC (No Phthalates or BPA, Does not decompose, is weather-resistant)
Dimensions	5' x 1.205" x 0.625"
Weight	1.22 lb per 5' stick
Disposal	Fully Recyclable
Handling	Safe To Handle
Fire Rating	ASTM E84 Class A
VOC's	< 0.1%