




The Max-Line System allows for 2", 3" and 4" thick wall-finishing for maximum noise reduction and acoustical absorbency.


Max-Line Expanders come in 2", 3" and 4" thicknesses with variants for Side-Load and Front-Load installations.

The Max-Line expander profiles are designed to be used with our Classic-Line profiles in a wide range of configurations to meet your needs.







Max-Line can be mounted with screws through the anchor holes or with staples in the included flange leg.



Pre-drilled Pocket holes allow for the fast and easy anchoring to drywall, other options are available for concrete or special surface mounting.



Max-Line is built to accommodate Square Front-Load Frame in Top & Side-Load positions.

Profile	Front-Load 2"	Front/Side-Load 2"	Front-Load 3"	Front/Side-Load 3"	Front-Load 4"	Front/Side-Load 4"
						

Features		Feature Description
Height	2", 3" or 4"	Max-Line comes in 2", 3" & 4" Variations
Edge Profile	Variable	Max-Line Expander uses FS100 Frame to create square edges.
Usage	Edge & Joint	Max-Line Expander can be used as both perimeter and intermediate seams.
Other	Curvable	Max-Line can be easily modified on-site to create curved joints.

CUTAWAY



SPECIFICATIONS

Description	Classic-Line with Max-Line Expander
Sold In	5' Lengths or custom lengths up to 10'
Installation	Mountable with <ul style="list-style-type: none"> • Drywall Screws • Screws & Adhesive (Liquid Nails or PL200 Recommended) for concrete applications
Customization	Easily cut with: <ul style="list-style-type: none"> • 180 Tooth 10" Plastic or Fine-Tooth Blade
Composition	PVC
Dimensions	5' x 2" x 1.5" 5' x 3" x 1.5" 5' x 4" x 1.5"
Weight	~ 0.9 - 1.6 lbs/ft. based on configuration
Disposal	Fully Recyclable
Handling	Safe to Handle
Fire Rating	Class A