

FS200



BEVELED FRONT-LOAD
FABRIC MOUNTING FRAME

FABRICMATE
WALL FINISHING SOLUTIONS



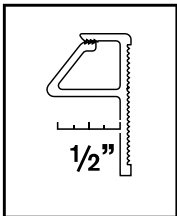
Beveled Single-Band in Break Room/Shared Office Area

FS200 is used as a perimeter piece for 1/2" installations where a Beveled edge is desired. The Frame edge will be slightly visible and can be customized with colors, patterns, and more to create your ultimate wall finishing solution. Combined with our ReCore® Backing

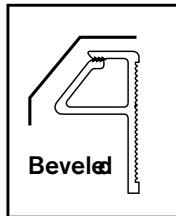
and Fabric, this Frame can be used to create anything from full-wall photographic murals to smaller acoustic or bulletin-board panels as well as Wainscoting and other types of Wall Protection. Use our Flex-Frame for creating curved designs or installing on rounded surfaces.

FS200 FRAME FEATURES

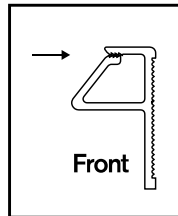
HEIGHT



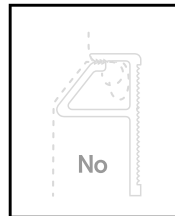
EDGE
PROFILE



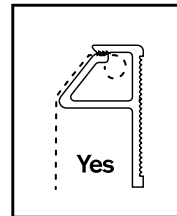
LOAD
DIRECTION



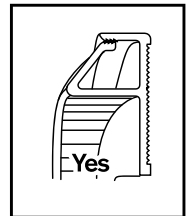
SEAM
USAGE



EDGE
USAGE




CURVABLE



100% uPVC | CRUSH PROOF | FULLY RECYCLABLE | FLEXIBLE | EASILY CUSTOMIZABLE | SAFE TO HANDLE



Beveled Wall Protection Wainscoting



Close-Up of Beveled Panel Edge

FS200 - 1/2" BEVELED FRONT-LOAD

ACOUSTICS

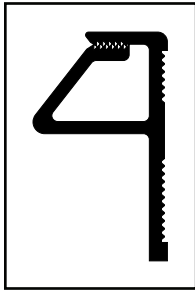
WALL PROTECTION

TACKABILITY


GRAPHICS

Elevate your style with our Deco-Frame® options. Available in multiple looks and styles (some examples below), these custom edges really push your installation to the next level. Also available in Natural and other colors and styles or can be customized for the ultimate personalized look and feel.

Color & location of edge designs may vary from those depicted below.



FS200 Profile (Actual Size)



Black



White



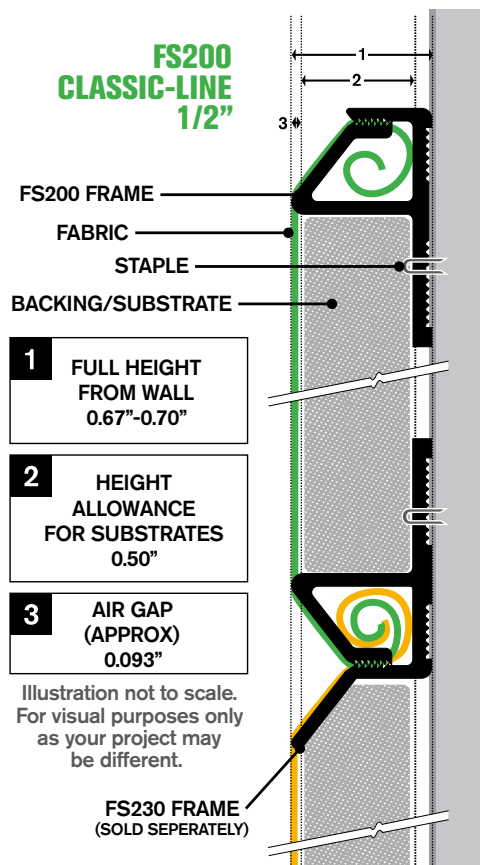
Brushed Aluminum




Wood Grain

FS200 FRAME FEATURES		FEATURE DESCRIPTION
Height	1/2"	Half-Inch Frame has minimal protrusion and is ideal for Graphic Wall Panels, Wall Protection, and Tackable Wall Finishing
Edge Profile	Beveled	A Beveled Edge Profile has a sophisticated taper that eases edges and seams together
Load	Front-Load	FS200s front loading feature allows it to be placed up against almost any surface including walls, door moldings, etc
Seam Usage	No	FS200 cannot be used to create seams or joints
Edge Usage	Yes	FS200 can be used as a perimeter with any 1/2" substrate
Other	Curvable	We offer our curvable Flex-Frame (SKU: KF200) or FS200 can be easily modified on-site to create curved joints

FS200 TECHNICAL CUTAWAY



FS200 SPECIFICATIONS

Description	Durable uPVC Track for use in Fabric Wall Finishing
Sold In	5' Lengths
Installation	Mountable with <ul style="list-style-type: none"> ▪ Drywall Screws ▪ 18 Gauge 1/4" Narrow-Crown Staples ▪ Adhesive
Customization	Easily cut with: <ul style="list-style-type: none"> ▪ Fabricmate® Chamfer Cutters ▪ 180 Tooth 10" Plastic Weight Chop Saw
Composition	 100% Durable uPVC (No Phthalates or BPA, Does not decompose, is weather-resistant)
Dimensions	5' x 0.68" x 0.75"
Weight	0.56 lb per 5' stick
Disposal	Fully Recyclable
Handling	Safe To Handle
Fire Rating	ASTM E84 Class A
VOC's	< 0.1%

FABRICMATE®
WALL FINISHING SOLUTIONS

2781 Golf Course Drive, Unit A
Ventura, CA 93003
805-642-7470
fabricmate.com